



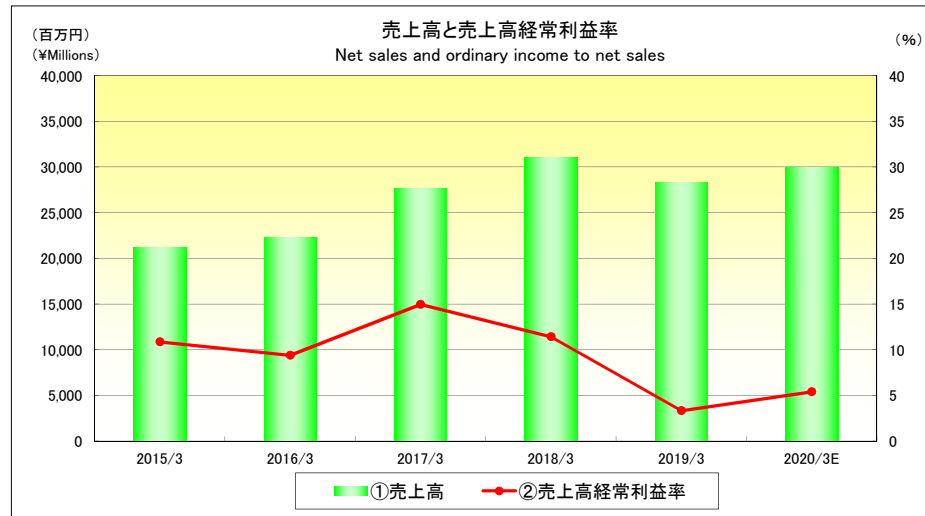
2020年3月期 第1四半期決算補足資料

2019年8月

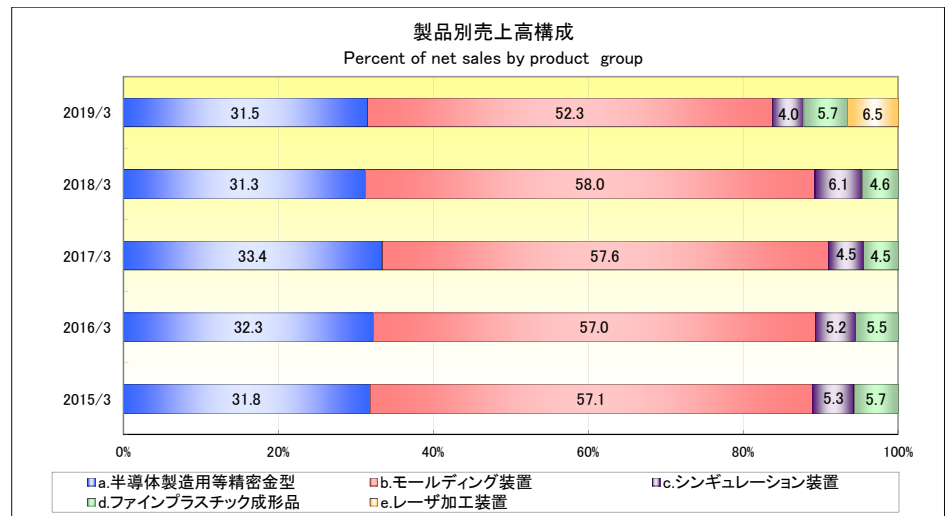
TOWA株式会社

東証1部:6315

I. 決算概況(連結) Financial Results (Consolidated)



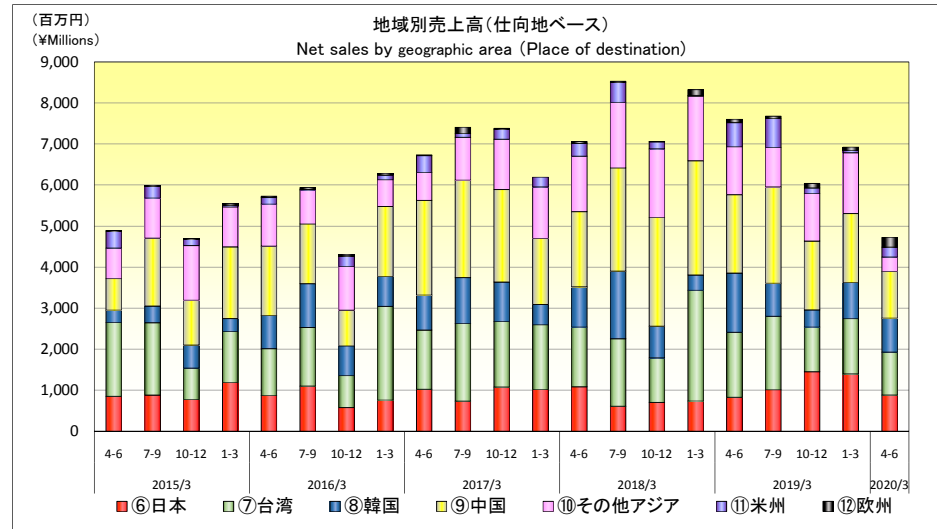
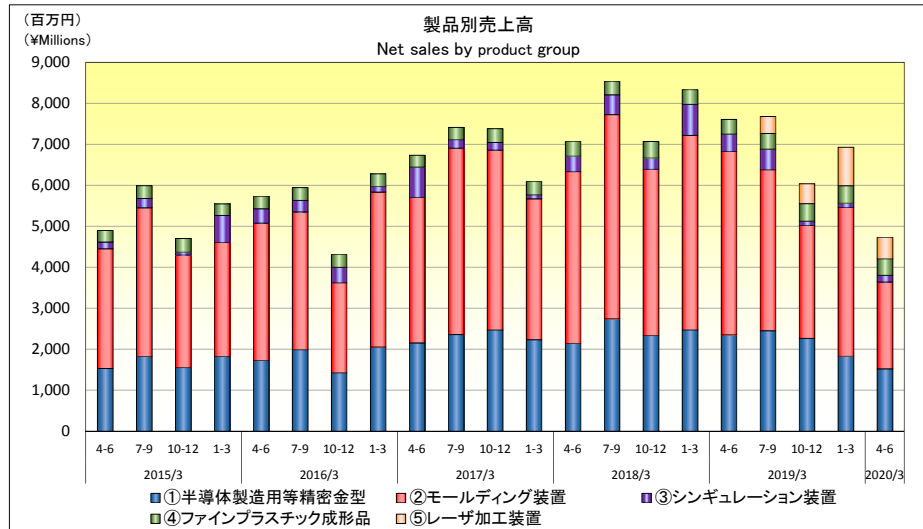
①Net sales ②Ordinary income to net sales



a. Precision molds b. Semiconductor plastic encapsulation systems c. Singulation parts and systems
d. Engineering plastic molded products e. Laser Processing machines

決算期	Fiscal year	2015/3	2016/3	2017/3	2018/3	2019/3	2019/6	2020/3E	2018/9	2019/9E
経営成績・財政状態 (百万円)	Financial results and financial position (¥Millions)									
売上高	Net sales	21,150	22,270	27,632	31,010	28,272	4,731	30,000	15,298	14,000
経常利益	Ordinary income	2,296	2,092	4,131	3,540	939	-655	1,620	954	420
親会社株主に帰属する当期純利益	Net income attributable to owners of parent	1,934	1,825	3,867	3,026	877	-498	1,165	881	320
総資産	Total assets	31,735	31,664	36,036	39,842	43,968	43,389	-	42,508	-
純資産	Net assets	21,060	21,006	25,100	27,905	27,722	26,478	-	27,992	-
1株当たり指標(円)	Per share data (¥)									
1株当たり当期純利益	Net income per share	77.35	73.00	154.64	121.02	35.09	-19.92	46.58	35.26	12.80
諸指標 (%)	Data (%)									
自己資本当期純利益率	Return on equity	10.1	9.0	17.1	11.5	3.2	-	-	-	-
総資産経常利益率	Ordinary income to total assets	7.5	6.7	12.2	9.4	2.2	-	-	-	-
売上高経常利益率	Ordinary income to net sales	10.9	9.4	15.0	11.4	3.3	-	5.4	6.2	3.0
自己資本比率	Equity ratio	65.4	65.2	68.5	70.0	62.8	60.8	-	65.9	-

II. 四半期売上高動向(連結) Quarterly Net Sales (Consolidated)



製品別売上高 Net sales by product group

決算期 Fiscal year	2015/3					2016/3					2017/3					2018/3					2019/3					2020/3
	4-6	7-9	10-12	1-3	通期	4-6	7-9	10-12	1-3	通期	4-6	7-9	10-12	1-3	通期	4-6	7-9	10-12	1-3	通期	4-6	7-9	10-12	1-3	通期	4-6
売上高合計 Total sales	4,897	5,995	4,706	5,550	21,150	5,732	5,945	4,308	6,283	22,270	6,738	7,415	7,387	6,090	27,632	7,068	8,537	7,072	8,332	31,010	7,612	7,685	6,043	6,930	28,272	4,731
半導体製造用等精密金型 ① Precision molds	1,532	1,824	1,550	1,824	6,731	1,721	1,988	1,426	2,053	7,189	2,156	2,359	2,471	2,232	9,220	2,145	2,740	2,332	2,473	9,691	2,350	2,451	2,265	1,832	8,899	1,523
モールドング装置 ② Semiconductor plastic encapsulation systems	2,923	3,627	2,751	2,781	12,083	3,355	3,363	2,194	3,785	12,698	3,552	4,545	4,387	3,440	15,925	4,186	4,985	4,064	4,746	17,981	4,475	3,929	2,754	3,622	14,782	2,117
シンギュレーション装置 ③ Singulation parts and systems	163	231	71	658	1,125	355	284	380	135	1,156	736	210	191	97	1,235	385	487	271	760	1,905	423	504	106	108	1,142	165
ファインプラスチック成形品 ④ Engineering plastic molded products	279	311	333	285	1,210	300	308	307	309	1,226	292	299	336	320	1,250	351	323	403	353	1,431	363	381	431	425	1,602	402
レーザ加工装置 ⑤ Laser Processing machines	-	-	-	-	-	-	-	-	-	-	-	-	-	-	-	-	-	-	-	-	-	417	485	941	1,844	522
月平均	1,632	1,998	1,569	1,850	1,763	1,911	1,982	1,436	2,094	1,856	2,246	2,472	2,462	2,030	2,303	2,356	2,846	2,357	2,777	2,584	2,537	2,562	2,014	2,310	2,356	1,577

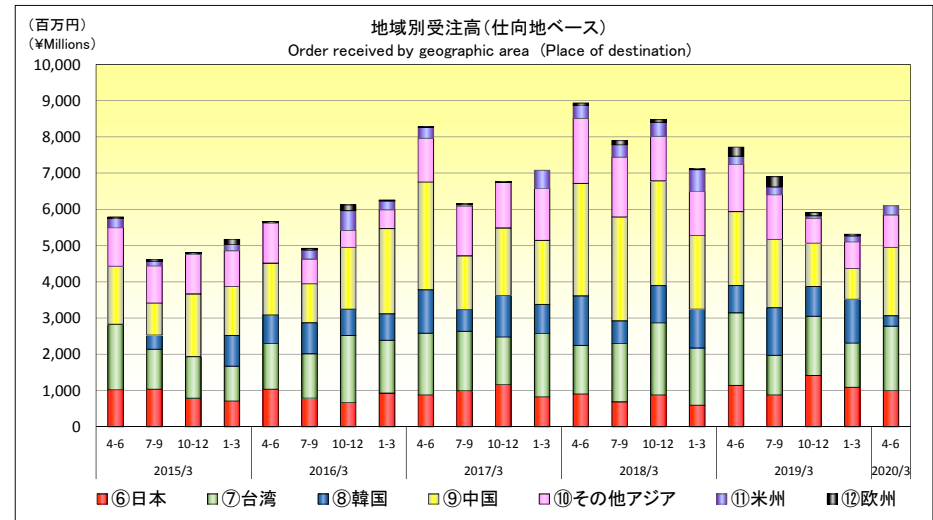
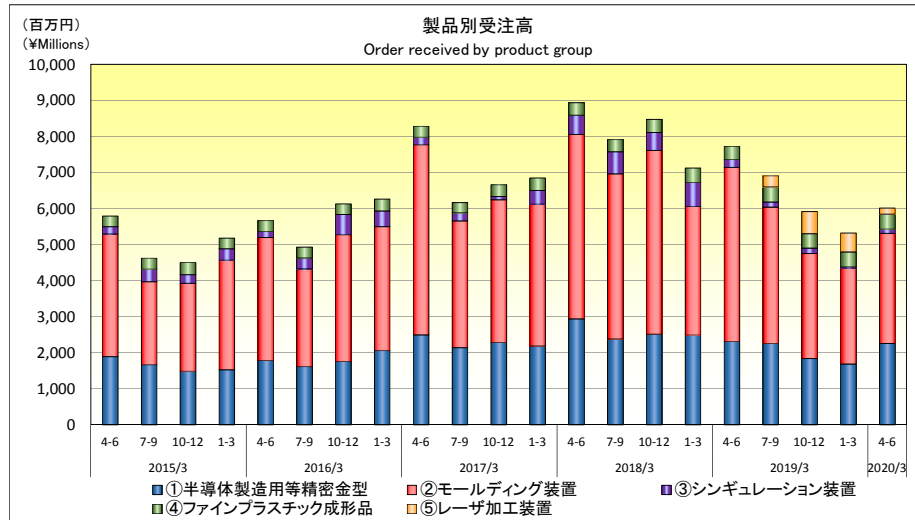
(単位: 百万円/¥Millions)

地域別売上高(仕向地ベース) Net sales by geographic area (Place of destination)

決算期 Fiscal year	2015/3					2016/3					2017/3					2018/3					2019/3					2020/3
	4-6	7-9	10-12	1-3	通期	4-6	7-9	10-12	1-3	通期	4-6	7-9	10-12	1-3	通期	4-6	7-9	10-12	1-3	通期	4-6	7-9	10-12	1-3	通期	4-6
売上高合計 Total sales	4,897	5,995	4,706	5,550	21,150	5,732	5,945	4,308	6,283	22,270	6,738	7,415	7,387	6,090	27,632	7,068	8,537	7,072	8,332	31,010	7,612	7,685	6,043	6,930	28,272	4,731
日本 ⑥ Japan	849	884	776	1,190	3,701	870	1,100	577	761	3,310	1,023	734	1,076	1,018	3,853	1,085	610	703	739	3,139	825	1,012	1,451	1,393	4,682	881
台湾 ⑦ Taiwan	1,800	1,761	762	1,241	5,565	1,145	1,430	778	2,283	5,638	1,445	1,892	1,597	1,578	6,513	1,455	1,648	1,084	2,700	6,889	1,587	1,790	1,091	1,350	5,819	1,046
韓国 ⑧ Korea	305	408	561	319	1,594	807	1,071	724	730	3,333	853	1,119	965	493	3,430	980	1,646	772	372	3,771	1,445	808	419	880	3,554	832
中国 ⑨ China	767	1,654	1,099	1,747	5,269	1,690	1,455	871	1,704	5,721	2,306	2,379	2,256	1,613	8,556	1,833	2,517	2,653	2,786	9,791	1,913	2,345	1,678	1,684	7,622	1,139
その他アジア ⑩ Other Asia	743	980	1,328	972	4,025	1,027	825	1,066	655	3,574	684	1,040	1,224	1,254	4,203	1,355	1,601	1,671	1,578	6,206	1,165	965	1,156	1,482	4,769	348
米州 ⑪ America	418	282	162	40	904	162	15	254	113	546	410	93	247	238	989	308	483	173	16	982	592	703	140	52	1,488	243
欧州 ⑫ Europe	12	23	15	39	89	28	46	33	35	144	15	155	18	-105	83	47	29	14	138	230	81	59	106	86	334	239

(単位: 百万円/¥Millions)

Ⅲ. 四半期受注高動向(連結) Quarterly Order (Consolidated)



製品別受注高 Order received by product group

決算期 Fiscal year	2015/3					2016/3					2017/3					2018/3					2019/3					2020/3
	4-6	7-9	10-12	1-3	通期	4-6	7-9	10-12	1-3	通期	4-6	7-9	10-12	1-3	通期	4-6	7-9	10-12	1-3	通期	4-6	7-9	10-12	1-3	通期	4-6
受注高合計 Total order received	5,794	4,626	4,501	5,182	20,104	5,667	4,932	6,132	6,264	22,997	8,289	6,170	6,663	6,852	27,975	8,940	7,914	8,480	7,127	32,463	7,727	6,910	5,920	5,324	25,882	6,015
①半導体製造用等精密金型 Semiconductor manufacturing precision metal products	1,894	1,664	1,488	1,525	6,573	1,779	1,613	1,755	2,056	7,205	2,496	2,139	2,286	2,182	9,104	2,943	2,378	2,513	2,492	10,328	2,314	2,261	1,839	1,688	8,103	2,255
②モールドング装置 Molding equipment	3,401	2,308	2,438	3,047	11,196	3,418	2,712	3,518	3,445	13,094	5,275	3,523	3,958	3,944	16,702	5,116	4,586	5,103	3,564	18,370	4,832	3,784	2,914	2,661	14,192	3,060
③シングュレーション装置 Singulation equipment	203	350	240	316	1,111	166	302	565	435	1,470	215	220	93	378	909	532	616	499	675	2,323	216	142	152	34	546	118
④ファインプラスチック成形品 Fine plastic molded products	294	303	333	292	1,223	302	304	292	327	1,227	301	286	323	346	1,259	348	333	363	395	1,440	364	415	402	417	1,599	412
⑤レーザー加工装置 Laser processing equipment	-	-	-	-	-	-	-	-	-	-	-	-	-	-	-	-	-	-	-	-	-	307	610	522	1,441	168
月平均	1,931	1,542	1,500	1,727	1,675	1,889	1,644	2,044	2,088	1,916	2,763	2,057	2,221	2,284	2,331	2,980	2,638	2,827	2,376	2,705	2,576	2,303	1,973	1,775	2,157	2,005

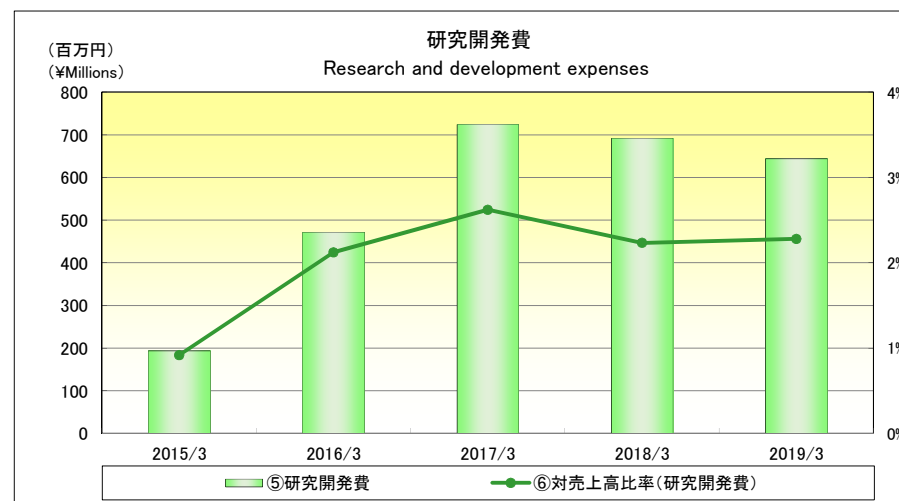
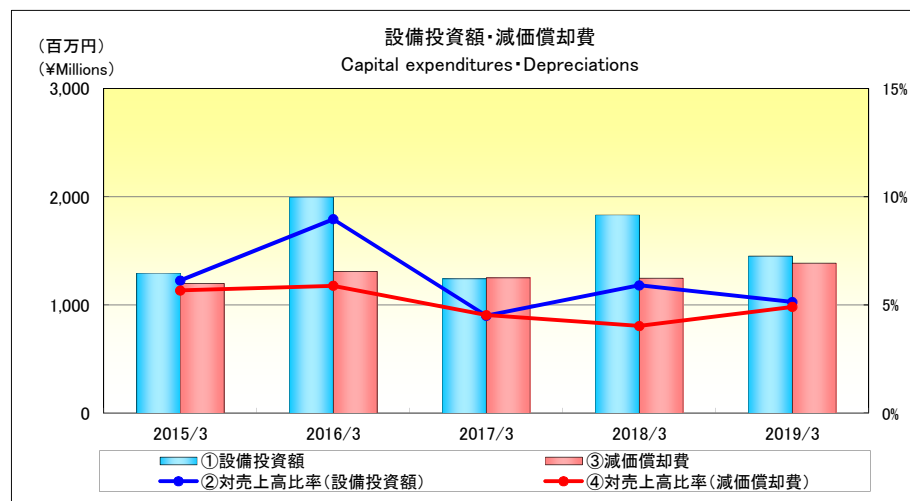
(単位:百万円/¥Millions)

地域別受注高(仕向地ベース) Order received by geographic area (Place of destination)

決算期 Fiscal year	2015/3					2016/3					2017/3					2018/3					2019/3					2020/3
	4-6	7-9	10-12	1-3	通期	4-6	7-9	10-12	1-3	通期	4-6	7-9	10-12	1-3	通期	4-6	7-9	10-12	1-3	通期	4-6	7-9	10-12	1-3	通期	4-6
受注高合計 Total order received	5,794	4,626	4,501	5,182	20,104	5,667	4,932	6,132	6,264	22,997	8,289	6,170	6,663	6,852	27,975	8,940	7,914	8,480	7,127	32,463	7,727	6,910	5,920	5,324	25,882	6,015
⑥日本 Japan	1,023	1,036	789	709	3,558	1,035	795	672	934	3,437	876	993	1,164	831	3,865	908	695	876	593	3,074	1,141	878	1,418	1,091	4,530	1,006
⑦台湾 Taiwan	1,805	1,106	1,150	962	5,024	1,270	1,226	1,852	1,457	5,807	1,710	1,642	1,318	1,750	6,421	1,339	1,603	1,994	1,582	6,520	2,011	1,095	1,635	1,222	5,964	1,771
⑧韓国 Korea	1	392	-319	853	928	786	853	724	731	3,096	1,198	600	1,151	799	3,748	1,372	630	1,029	1,077	4,109	751	1,320	823	1,213	4,109	291
⑨中国 China	1,608	887	1,735	1,345	5,578	1,429	1,077	1,709	2,354	6,571	2,975	1,486	1,861	1,765	8,089	3,103	2,864	2,892	2,032	10,891	2,039	1,886	1,196	849	5,972	1,889
⑩その他アジア Other Asia	1,060	1,023	1,089	994	4,168	1,111	684	466	518	2,780	1,209	1,377	1,254	1,440	5,282	1,793	1,652	1,230	1,211	5,888	1,304	1,229	684	734	3,953	898
⑪米州 America	266	130	39	173	611	24	249	548	241	1,063	301	36	-104	498	732	367	341	387	608	1,705	226	217	73	163	680	248
⑫欧州 Europe	27	49	15	142	234	8	44	159	26	240	16	34	17	-233	-165	56	126	69	20	273	251	283	88	49	672	-90

(単位:百万円/¥Millions)

IV. キャッシュフロー、設備投資額、研究開発費(連結) Cash Flows and Capital Expenditures, Research and Development expenses (Consolidated)



(連結) 決算期	(Consolidated) Fiscal year	2015/3	2016/3	2017/3	2018/3	2019/3	2019/6
キャッシュフロー(百万円)	Cash flows (¥Millions)						
営業活動によるキャッシュフロー	Operating activities	2,590	3,254	2,054	2,923	-2,600	355
投資活動によるキャッシュフロー	Investing activities	-1,430	-1,806	-1,194	-1,699	-2,520	-523
財務活動によるキャッシュフロー	Financing activities	-1,170	-868	-1,020	-843	6,580	72
現金および現金同等物期末残高	Cash and cash equivalents	5,617	6,027	5,757	6,146	7,626	7,465
設備投資額(百万円)	①Capital expenditures (¥Millions)	1,295	1,996	1,243	1,832	1,453	655
対売上高比率 (%)	②Ratio to net sales (%)	6.13	8.96	4.50	5.91	5.14	13.85
減価償却費(百万円)	③Depreciations (¥Millions)	1,199	1,311	1,251	1,249	1,388	351
対売上高比率 (%)	④Ratio to net sales (%)	5.67	5.89	4.53	4.03	4.91	7.43
研究開発費(百万円)	⑤Research and development expenses (¥Millions)	194	472	724	692	644	71
対売上高比率 (%)	⑥Ratio to net sales (%)	0.92	2.12	2.62	2.23	2.28	1.51