

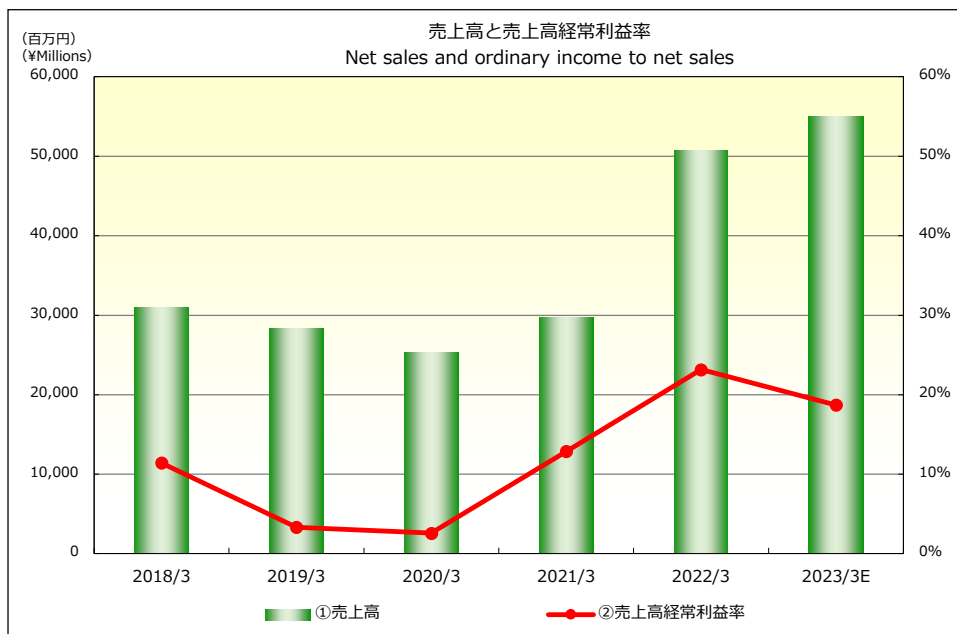


**Consolidated Financial Results
for the Nine Months Ended December 31, 2022
Supplementary Information**

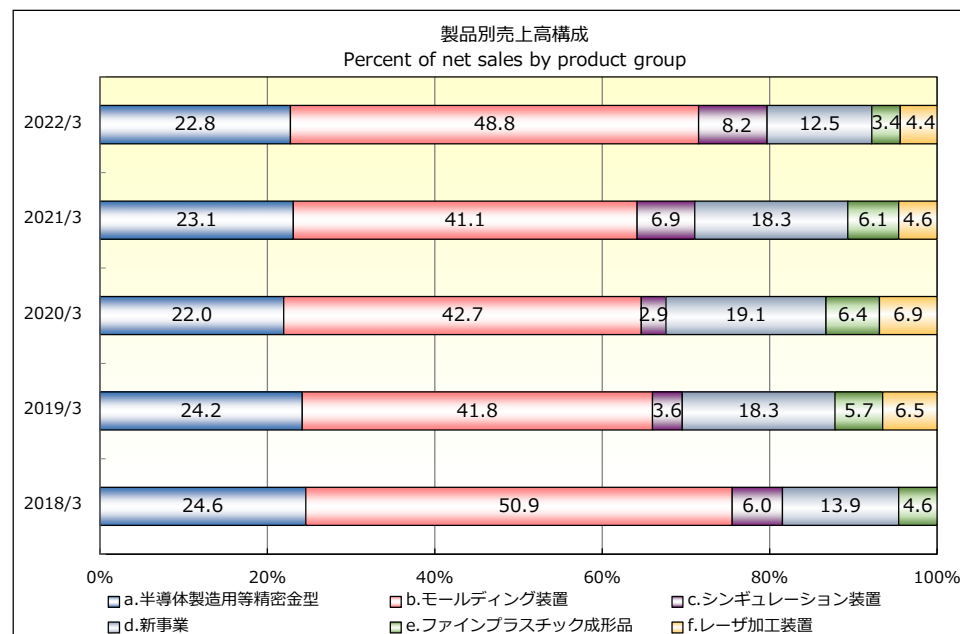
February 2023

TOWA CORPORATION

Code number : 6315(TSE Prime Market)



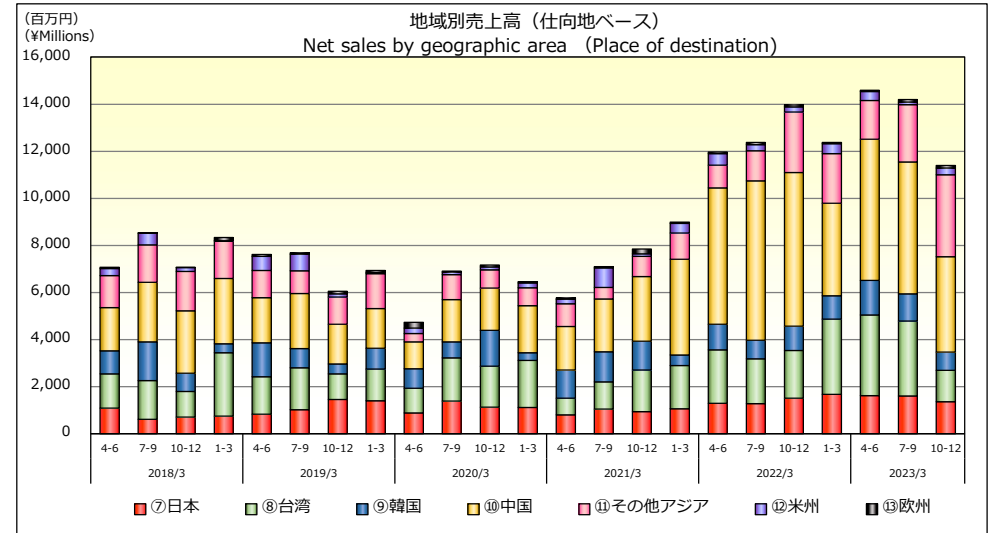
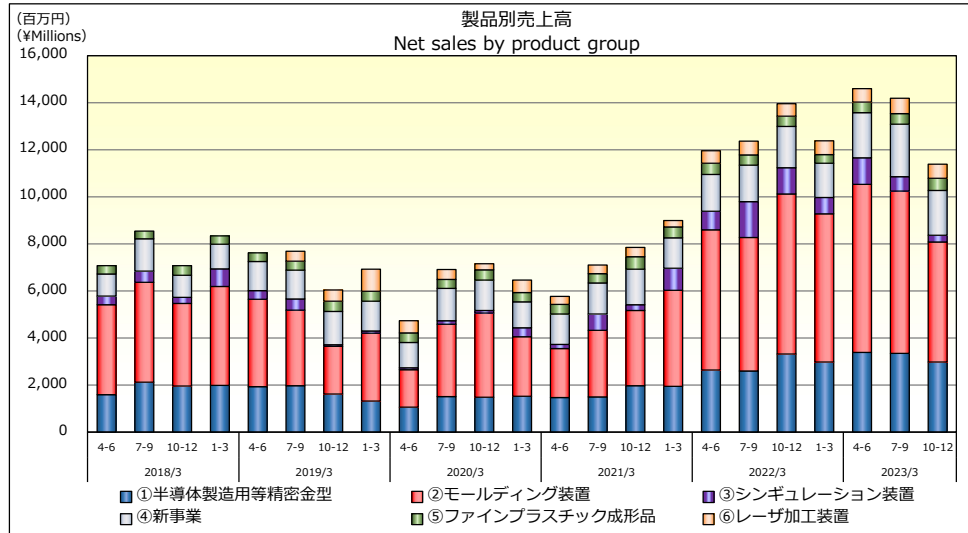
①Net sales ②Ordinary income to net sales



a. Precision molds b. Semiconductor plastic encapsulation systems c. Singulation systems
d. New Business e. Fine engineering plastic molded products f. Laser processing equipment

| 決算期 | Fiscal year | 2018/3 | 2019/3 | 2020/3 | 2021/3 | 2022/3 | 2022/12 | 2023/3E | 2021/9 | 2022/9 |
|-----------------|--|--------|--------|--------|--------|--------|---------|---------|--------|--------|
| 経営成績・財政状態 (百万円) | Financial results and financial position (¥Millions) | | | | | | | | | |
| 売上高 | Net sales | 31,010 | 28,272 | 25,255 | 29,706 | 50,666 | 40,171 | 55,000 | 24,332 | 28,783 |
| 経常利益 | Ordinary income | 3,540 | 939 | 647 | 3,818 | 11,724 | 7,662 | 10,300 | 5,707 | 6,490 |
| 親会社株主に帰属する当期純利益 | Net income attributable to owners of parent | 3,026 | 877 | 368 | 2,663 | 8,129 | 5,631 | 7,200 | 4,145 | 4,768 |
| 総資産 | Total assets | 39,842 | 43,968 | 43,124 | 51,790 | 71,333 | 71,051 | - | 60,693 | 72,563 |
| 純資産 | Net assets | 27,905 | 27,722 | 27,017 | 31,503 | 41,121 | 45,389 | - | 35,650 | 45,306 |
| 1株当たり指標 (円) | Per share data (¥) | | | | | | | | | |
| 1株当たり当期純利益 | Net income per share | 121.02 | 35.09 | 14.75 | 106.49 | 325.08 | 225.14 | 287.84 | 165.75 | 190.65 |
| 諸指標 (%) | Data (%) | | | | | | | | | |
| 自己資本当期純利益率 | Return on equity | 11.5 | 3.2 | 1.4 | 9.2 | 22.6 | - | - | - | - |
| 総資産経常利益率 | Ordinary income to total assets | 9.4 | 2.2 | 1.5 | 8.0 | 19.0 | - | - | - | - |
| 売上高経常利益率 | Ordinary income to net sales | 11.4 | 3.3 | 2.6 | 12.9 | 23.1 | 19.1 | 18.7 | 23.5 | 22.5 |
| 自己資本比率 | Equity ratio | 70.0 | 62.8 | 62.4 | 60.2 | 57.1 | 63.3 | - | 58.2 | 61.9 |

II. 四半期売上高動向(連結) Quarterly Net Sales (Consolidated)



製品別売上高 Net sales by product group

(単位: 百万円/¥Millions)

| 決算期 Fiscal year | 2018/3 | | | | | 2019/3 | | | | | 2020/3 | | | | | 2021/3 | | | | | 2022/3 | | | | | 2023/3 | | | | | | | |
|---|--------|-------|-------|-------|---------|--------|-------|-------|-------|---------|--------|-------|-------|-------|---------|--------|-------|-------|-------|---------|--------|--------|--------|--------|---------|--------|--------|--------|--------|---------|-----|-----|-------|
| | 4-6 | 7-9 | 10-12 | 1-3 | 通期(4-3) | 4-6 | 7-9 | 10-12 | 1-3 | 通期(4-3) | 4-6 | 7-9 | 10-12 | 1-3 | 通期(4-3) | 4-6 | 7-9 | 10-12 | 1-3 | 通期(4-3) | 4-6 | 7-9 | 10-12 | 1-3 | 通期(4-3) | 4-6 | 7-9 | 10-12 | 1-3 | 通期(4-3) | 4-6 | 7-9 | 10-12 |
| 売上高合計 Total sales | 7,068 | 8,537 | 7,072 | 8,332 | 31,010 | 7,612 | 7,685 | 6,043 | 6,930 | 28,272 | 4,731 | 6,910 | 7,159 | 6,453 | 25,255 | 5,770 | 7,099 | 7,845 | 8,991 | 29,706 | 11,960 | 12,371 | 13,958 | 12,375 | 50,666 | 14,592 | 14,191 | 11,387 | 40,171 | | | | |
| 半導体製造用等精密金型 ① Precision molds | 1,584 | 2,111 | 1,949 | 1,978 | 7,624 | 1,933 | 1,970 | 1,619 | 1,309 | 6,833 | 1,058 | 1,504 | 1,475 | 1,512 | 5,550 | 1,467 | 1,487 | 1,969 | 1,936 | 6,861 | 2,638 | 2,595 | 3,318 | 2,977 | 11,530 | 3,376 | 3,339 | 2,972 | 9,688 | | | | |
| モールドング装置 ② Semiconductor plastic encapsulation systems | 3,821 | 4,247 | 3,514 | 4,208 | 15,791 | 3,710 | 3,202 | 2,025 | 2,887 | 11,825 | 1,583 | 3,079 | 3,583 | 2,533 | 10,779 | 2,084 | 2,842 | 3,193 | 4,081 | 12,202 | 5,952 | 5,666 | 6,794 | 6,292 | 24,707 | 7,148 | 6,897 | 5,104 | 19,150 | | | | |
| シンギュレーション装置 ③ Singulation systems | 374 | 474 | 266 | 751 | 1,867 | 362 | 477 | 67 | 98 | 1,005 | 95 | 153 | 110 | 382 | 741 | 165 | 683 | 248 | 949 | 2,047 | 797 | 1,535 | 1,118 | 695 | 4,147 | 1,135 | 622 | 292 | 2,050 | | | | |
| 新事業 ※ ④ New Business | 936 | 1,379 | 937 | 1,041 | 4,295 | 1,243 | 1,236 | 1,413 | 1,267 | 5,160 | 1,068 | 1,364 | 1,294 | 1,104 | 4,831 | 1,298 | 1,323 | 1,516 | 1,286 | 5,425 | 1,557 | 1,552 | 1,765 | 1,455 | 6,331 | 1,919 | 2,222 | 1,903 | 6,045 | | | | |
| ファインプラスチック成形品 ⑤ Fine engineering plastic molded products | 351 | 323 | 403 | 353 | 1,431 | 363 | 381 | 431 | 425 | 1,602 | 402 | 382 | 429 | 398 | 1,613 | 412 | 401 | 529 | 462 | 1,806 | 479 | 431 | 434 | 378 | 1,723 | 448 | 459 | 519 | 1,427 | | | | |
| レーザ加工装置 ⑥ Laser processing equipment | - | - | - | - | - | - | 417 | 485 | 941 | 1,844 | 522 | 425 | 266 | 522 | 1,737 | 341 | 360 | 387 | 273 | 1,364 | 533 | 590 | 527 | 575 | 2,227 | 562 | 650 | 595 | 1,808 | | | | |
| 月平均 Monthly average | 2,356 | 2,846 | 2,357 | 2,777 | 2,584 | 2,537 | 2,562 | 2,014 | 2,310 | 2,356 | 1,577 | 2,303 | 2,386 | 2,151 | 2,105 | 1,923 | 2,366 | 2,615 | 2,997 | 2,476 | 3,987 | 4,124 | 4,653 | 4,125 | 4,222 | 4,864 | 4,730 | 3,796 | 4,463 | | | | |

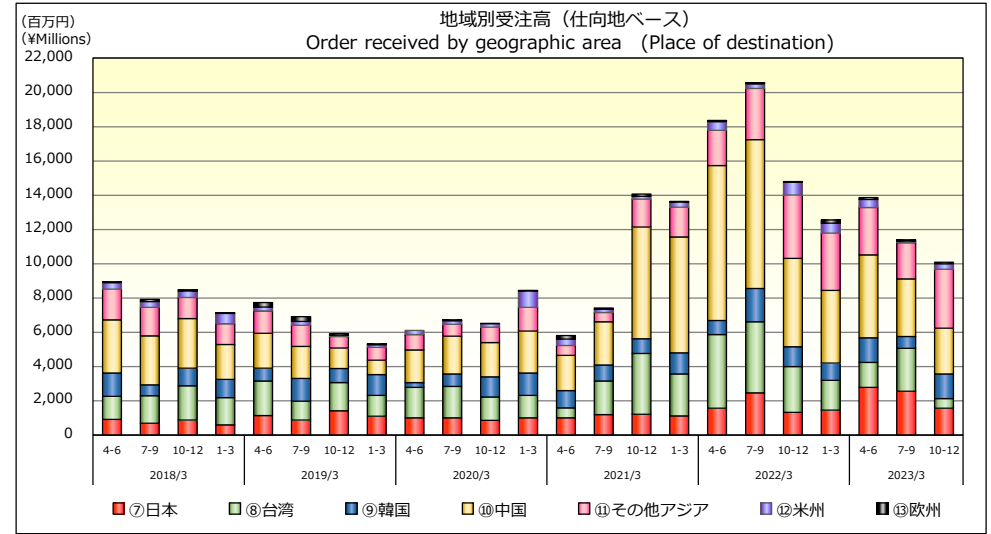
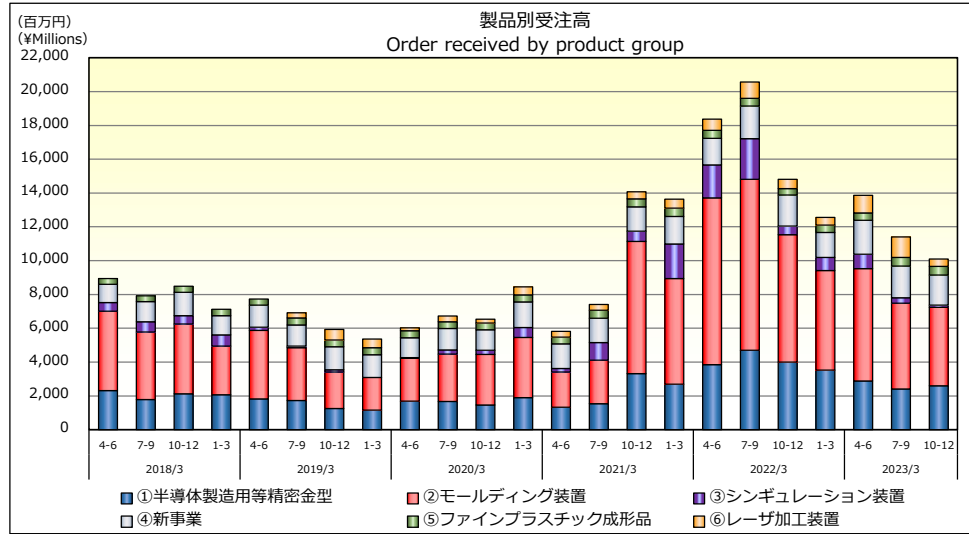
地域別売上高(仕向地ベース) Net sales by geographic area (Place of destination)

(単位: 百万円/¥Millions)

| 決算期 Fiscal year | 2018/3 | | | | | 2019/3 | | | | | 2020/3 | | | | | 2021/3 | | | | | 2022/3 | | | | | 2023/3 | | | | | | | |
|--------------------|--------|-------|-------|-------|---------|--------|-------|-------|-------|---------|--------|-------|-------|-------|---------|--------|-------|-------|-------|---------|--------|--------|--------|--------|---------|--------|--------|--------|--------|---------|-----|-----|-------|
| | 4-6 | 7-9 | 10-12 | 1-3 | 通期(4-3) | 4-6 | 7-9 | 10-12 | 1-3 | 通期(4-3) | 4-6 | 7-9 | 10-12 | 1-3 | 通期(4-3) | 4-6 | 7-9 | 10-12 | 1-3 | 通期(4-3) | 4-6 | 7-9 | 10-12 | 1-3 | 通期(4-3) | 4-6 | 7-9 | 10-12 | 1-3 | 通期(4-3) | 4-6 | 7-9 | 10-12 |
| 売上高合計 Total sales | 7,068 | 8,537 | 7,072 | 8,332 | 31,010 | 7,612 | 7,685 | 6,043 | 6,930 | 28,272 | 4,731 | 6,910 | 7,159 | 6,453 | 25,255 | 5,770 | 7,099 | 7,845 | 8,991 | 29,706 | 11,960 | 12,371 | 13,958 | 12,375 | 50,666 | 14,592 | 14,191 | 11,387 | 40,171 | | | | |
| 日本 ⑦ Japan | 1,085 | 610 | 703 | 739 | 3,139 | 825 | 1,012 | 1,451 | 1,393 | 4,682 | 881 | 1,376 | 1,118 | 1,106 | 4,482 | 801 | 1,047 | 935 | 1,056 | 3,841 | 1,292 | 1,279 | 1,503 | 1,668 | 5,744 | 1,607 | 1,595 | 1,358 | 4,561 | | | | |
| 台湾 ⑧ Taiwan | 1,455 | 1,648 | 1,084 | 2,700 | 6,889 | 1,587 | 1,790 | 1,091 | 1,350 | 5,819 | 1,046 | 1,839 | 1,748 | 2,006 | 6,640 | 702 | 1,144 | 1,762 | 1,840 | 5,450 | 2,272 | 1,904 | 2,023 | 3,198 | 9,399 | 3,430 | 3,181 | 1,336 | 7,948 | | | | |
| 韓国 ⑨ Korea | 980 | 1,646 | 772 | 372 | 3,771 | 1,445 | 808 | 419 | 880 | 3,554 | 832 | 683 | 1,523 | 326 | 3,366 | 1,192 | 1,279 | 1,232 | 439 | 4,144 | 1,076 | 787 | 1,042 | 995 | 3,901 | 1,471 | 1,161 | 774 | 3,407 | | | | |
| 中国 ⑩ China | 1,833 | 2,517 | 2,653 | 2,786 | 9,791 | 1,913 | 2,345 | 1,678 | 1,684 | 7,622 | 1,139 | 1,793 | 1,788 | 1,997 | 6,718 | 1,853 | 2,248 | 2,747 | 4,076 | 10,925 | 5,797 | 6,768 | 6,528 | 3,931 | 23,026 | 5,993 | 5,604 | 4,044 | 15,643 | | | | |
| 其他アジア ⑪ Other Asia | 1,355 | 1,601 | 1,671 | 1,578 | 6,206 | 1,165 | 965 | 1,156 | 1,482 | 4,769 | 348 | 1,062 | 786 | 755 | 2,952 | 963 | 493 | 848 | 1,115 | 3,421 | 969 | 1,272 | 2,572 | 2,103 | 6,917 | 1,654 | 2,438 | 3,491 | 7,584 | | | | |
| 米州 ⑫ America | 308 | 483 | 173 | 16 | 982 | 592 | 703 | 140 | 52 | 1,488 | 243 | 115 | 122 | 216 | 697 | 192 | 832 | 107 | 404 | 1,536 | 492 | 267 | 214 | 422 | 1,397 | 374 | 110 | 281 | 766 | | | | |
| 欧州 ⑬ Europe | 47 | 29 | 14 | 138 | 230 | 81 | 59 | 106 | 86 | 334 | 239 | 39 | 72 | 45 | 397 | 64 | 53 | 211 | 57 | 386 | 59 | 91 | 73 | 55 | 279 | 59 | 99 | 100 | 259 | | | | |

※新事業には、TSS (トータル・ソリューション・サービス)、工具販売、受託加工、ナノテックおよびコーティング等を含めております。(New business include TSS (Total・Solution・Service), Tools Sales, undertaking processing business, nano-technologies and coating, and so on.)

Ⅲ. 四半期受注高動向(連結) Quarterly Order (Consolidated)



製品別受注高 Order received by product group

(単位: 百万円/¥Millions)

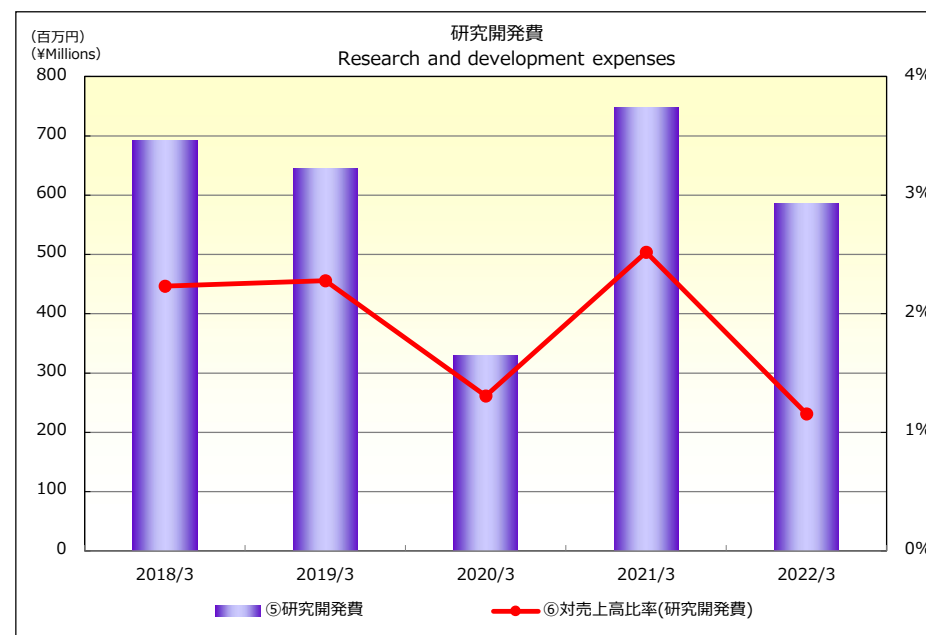
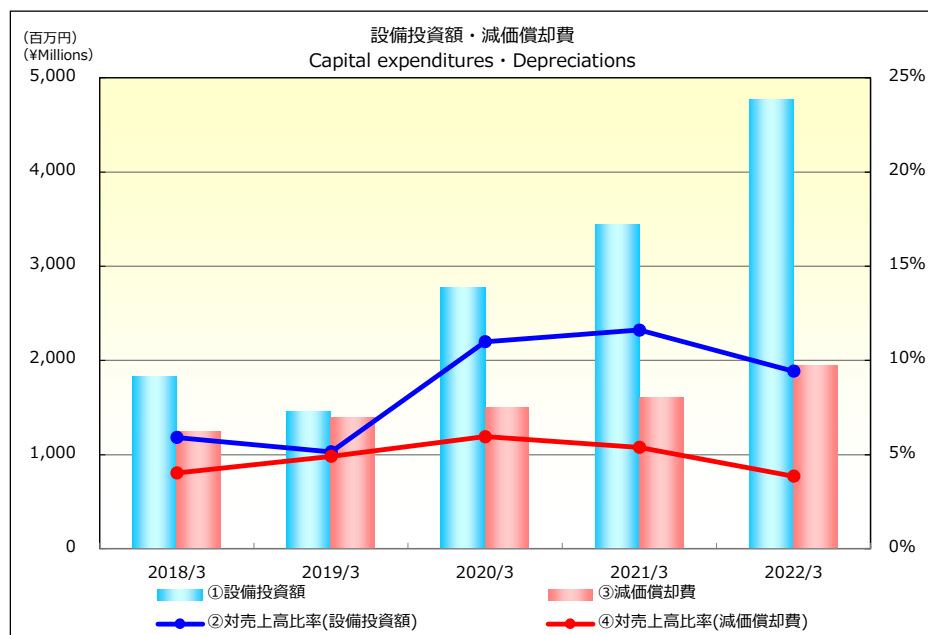
| 決算期 Fiscal year | 2018/3 | | | | | 2019/3 | | | | | 2020/3 | | | | | 2021/3 | | | | | 2022/3 | | | | | 2023/3 | | | | | | | |
|--|--------|-------|-------|-------|---------|--------|-------|-------|-------|---------|--------|-------|-------|-------|---------|--------|-------|--------|--------|---------|--------|--------|--------|--------|---------|--------|--------|--------|--------|---------|-----|-----|-------|
| | 4-6 | 7-9 | 10-12 | 1-3 | 通期(+/-) | 4-6 | 7-9 | 10-12 | 1-3 | 通期(+/-) | 4-6 | 7-9 | 10-12 | 1-3 | 通期(+/-) | 4-6 | 7-9 | 10-12 | 1-3 | 通期(+/-) | 4-6 | 7-9 | 10-12 | 1-3 | 通期(+/-) | 4-6 | 7-9 | 10-12 | 1-3 | 通期(+/-) | 4-6 | 7-9 | 10-12 |
| 受注高合計 Total order received | 8,940 | 7,914 | 8,480 | 7,127 | 32,463 | 7,727 | 6,910 | 5,920 | 5,324 | 25,882 | 6,015 | 6,716 | 6,524 | 8,442 | 27,699 | 5,815 | 7,407 | 14,063 | 13,640 | 40,927 | 18,369 | 20,557 | 14,801 | 12,551 | 66,279 | 13,861 | 11,403 | 10,095 | 35,359 | | | | |
| ①半導体製造用等精密金型 Precision molds | 2,301 | 1,775 | 2,111 | 2,055 | 8,244 | 1,821 | 1,728 | 1,250 | 1,157 | 5,957 | 1,687 | 1,674 | 1,450 | 1,893 | 6,705 | 1,330 | 1,539 | 3,310 | 2,679 | 8,860 | 3,850 | 4,702 | 3,985 | 3,512 | 16,050 | 2,871 | 2,411 | 2,587 | 7,869 | | | | |
| ②モールドング装置 Semiconductor plastic encapsulation systems | 4,699 | 3,991 | 4,137 | 2,888 | 15,716 | 4,050 | 3,126 | 2,149 | 1,931 | 11,257 | 2,533 | 2,785 | 2,993 | 3,558 | 11,871 | 2,071 | 2,561 | 7,814 | 6,263 | 18,710 | 9,862 | 10,096 | 7,546 | 5,900 | 33,406 | 6,646 | 5,074 | 4,648 | 16,369 | | | | |
| ③シンギュレーション装置 Singulation systems | 508 | 610 | 495 | 658 | 2,273 | 180 | 88 | 143 | -40 | 371 | 40 | 245 | 254 | 596 | 1,137 | 207 | 1,049 | 604 | 2,035 | 3,895 | 1,951 | 2,402 | 513 | 780 | 5,647 | 862 | 306 | 121 | 1,290 | | | | |
| ④新事業 New Business | 1,083 | 1,204 | 1,372 | 1,129 | 4,789 | 1,310 | 1,244 | 1,363 | 1,337 | 5,255 | 1,173 | 1,277 | 1,204 | 1,511 | 5,166 | 1,461 | 1,441 | 1,446 | 1,632 | 5,982 | 1,566 | 1,941 | 1,824 | 1,474 | 6,806 | 2,010 | 1,889 | 1,780 | 5,679 | | | | |
| ⑤ファインプラスチック成形品 Fine engineering plastic molded products | 348 | 333 | 363 | 395 | 1,440 | 364 | 415 | 402 | 417 | 1,599 | 412 | 391 | 408 | 406 | 1,618 | 411 | 466 | 466 | 487 | 1,832 | 463 | 453 | 391 | 432 | 1,740 | 421 | 500 | 518 | 1,441 | | | | |
| ⑥レーザ加工装置 Laser processing equipment | - | - | - | - | - | - | 307 | 610 | 522 | 1,441 | 168 | 341 | 213 | 476 | 1,199 | 333 | 348 | 421 | 542 | 1,645 | 674 | 960 | 541 | 451 | 2,627 | 1,049 | 1,221 | 439 | 2,709 | | | | |
| 月平均 Monthly average | 2,980 | 2,638 | 2,827 | 2,376 | 2,705 | 2,576 | 2,303 | 1,973 | 1,775 | 2,157 | 2,005 | 2,239 | 2,175 | 2,814 | 2,308 | 1,938 | 2,469 | 4,688 | 4,547 | 3,411 | 6,123 | 6,852 | 4,934 | 4,184 | 5,523 | 4,620 | 3,801 | 3,365 | 3,929 | | | | |

地域別受注高(仕向地ベース) Order received by geographic area (Place of destination)

(単位: 百万円/¥Millions)

| 決算期 Fiscal year | 2018/3 | | | | 2019/3 | | | | 2020/3 | | | | 2021/3 | | | | 2022/3 | | | | 2023/3 | | | | | | | | |
|----------------------------|--------|-------|-------|-------|---------|-------|-------|-------|--------|---------|-------|-------|--------|-------|---------|-------|--------|--------|--------|---------|--------|--------|--------|--------|---------|--------|--------|--------|--------|
| | 4-6 | 7-9 | 10-12 | 1-3 | 通期(+/-) | 4-6 | 7-9 | 10-12 | 1-3 | 通期(+/-) | 4-6 | 7-9 | 10-12 | 1-3 | 通期(+/-) | 4-6 | 7-9 | 10-12 | 1-3 | 通期(+/-) | 4-6 | 7-9 | 10-12 | 1-3 | 通期(+/-) | 4-6 | 7-9 | 10-12 | 3Q累計 |
| 受注高合計 Total order received | 8,940 | 7,914 | 8,480 | 7,127 | 32,463 | 7,727 | 6,910 | 5,920 | 5,324 | 25,882 | 6,015 | 6,716 | 6,524 | 8,442 | 27,699 | 5,815 | 7,407 | 14,063 | 13,640 | 40,927 | 18,369 | 20,557 | 14,801 | 12,551 | 66,279 | 13,861 | 11,403 | 10,095 | 35,359 |
| 日本 ⑦Japan | 908 | 695 | 876 | 593 | 3,074 | 1,141 | 878 | 1,418 | 1,091 | 4,530 | 1,006 | 998 | 848 | 1,008 | 3,863 | 1,013 | 1,185 | 1,200 | 1,113 | 4,513 | 1,571 | 2,452 | 1,323 | 1,458 | 6,807 | 2,772 | 2,563 | 1,556 | 6,893 |
| 台湾 ⑧Taiwan | 1,339 | 1,603 | 1,994 | 1,582 | 6,520 | 2,011 | 1,095 | 1,635 | 1,222 | 5,964 | 1,771 | 1,830 | 1,363 | 1,297 | 6,263 | 564 | 1,974 | 3,550 | 2,457 | 8,547 | 4,298 | 4,152 | 2,669 | 1,731 | 12,852 | 1,462 | 2,486 | 567 | 4,516 |
| 韓国 ⑨Korea | 1,372 | 630 | 1,029 | 1,077 | 4,109 | 751 | 1,320 | 823 | 1,213 | 4,109 | 291 | 731 | 1,185 | 1,316 | 3,524 | 1,006 | 932 | 860 | 1,224 | 4,023 | 819 | 1,953 | 1,160 | 1,009 | 4,942 | 1,436 | 704 | 1,448 | 3,590 |
| 中国 ⑩China | 3,103 | 2,864 | 2,892 | 2,032 | 10,891 | 2,039 | 1,886 | 1,196 | 849 | 5,972 | 1,889 | 2,215 | 1,994 | 2,438 | 8,537 | 2,056 | 2,514 | 6,529 | 6,771 | 17,871 | 9,028 | 8,673 | 5,155 | 4,234 | 27,091 | 4,834 | 3,352 | 2,664 | 10,851 |
| その他アジア ⑪Other Asia | 1,793 | 1,652 | 1,230 | 1,211 | 5,888 | 1,304 | 1,229 | 684 | 734 | 3,953 | 898 | 676 | 899 | 1,386 | 3,862 | 594 | 545 | 1,616 | 1,723 | 4,479 | 2,056 | 2,989 | 3,691 | 3,351 | 12,088 | 2,779 | 2,124 | 3,429 | 8,334 |
| 米州 ⑫America | 367 | 341 | 387 | 608 | 1,705 | 226 | 217 | 73 | 163 | 680 | 248 | 219 | 206 | 955 | 1,630 | 371 | 190 | 177 | 313 | 1,053 | 506 | 274 | 754 | 584 | 2,120 | 462 | 88 | 330 | 881 |
| 欧州 ⑬Europe | 56 | 126 | 69 | 20 | 273 | 251 | 283 | 88 | 49 | 672 | -90 | 42 | 25 | 39 | 17 | 208 | 65 | 128 | 36 | 438 | 88 | 61 | 45 | 181 | 377 | 112 | 81 | 97 | 291 |

※新事業には、TSS (トータル・ソリューション・サービス)、工具販売、受託加工、ナノテックおよびコーティング等を含めております。(New business include TSS (Total・Solution・Service), Tools Sales, undertaking processing business, nano-technologies and coating, and so on.)



| 決算期 | Fiscal year | 2018/3 | 2019/3 | 2020/3 | 2021/3 | 2022/3 | 2022/12 |
|-----------------|--|--------|--------|--------|--------|--------|---------|
| キャッシュフロー (百万円) | Cash flows (¥Millions) | | | | | | |
| 営業活動によるキャッシュフロー | Operating activities | 2,923 | -2,600 | 6,352 | 5,311 | 6,403 | -661 |
| 投資活動によるキャッシュフロー | Investing activities | -1,699 | -2,520 | -2,536 | -2,768 | -6,600 | -2,172 |
| 財務活動によるキャッシュフロー | Financing activities | -843 | 6,580 | -1,560 | -2,240 | 1,925 | 3,281 |
| 現金および現金同等物期末残高 | Cash and cash equivalents | 6,146 | 7,626 | 9,823 | 10,268 | 12,250 | 12,798 |
| 設備投資額 (百万円) | ①Capital expenditures (¥Millions) | 1,832 | 1,453 | 2,773 | 3,448 | 4,772 | 1,784 |
| 対売上高比率 (%) | ②Ratio to net sales (%) | 5.91 | 5.14 | 10.98 | 11.61 | 9.42 | 4.44 |
| 減価償却費 (百万円) | ③Depreciations (¥Millions) | 1,249 | 1,388 | 1,503 | 1,601 | 1,949 | 1,842 |
| 対売上高比率 (%) | ④Ratio to net sales (%) | 4.03 | 4.91 | 5.95 | 5.39 | 3.85 | 4.59 |
| 研究開発費 (百万円) | ⑤Research and development expenses (¥Millions) | 692 | 644 | 329 | 748 | 585 | 739 |
| 対売上高比率 (%) | ⑥Ratio to net sales (%) | 2.23 | 2.28 | 1.31 | 2.52 | 1.16 | 1.84 |